

C.H. Bradshaw Co.
 2004 Hendrix Drive
 Grove City, Ohio 43123-1278
 DOT CT0097

(VKE) REVISION 11/21
 Work Order # 102093

V X External Visual Inspection
 K X Leakage Test / Inspection
 K-EPA 27 X Annual Certification Test
 Method 27 - 63.425 (e) (1) (2)

Customer SJA TRANSPORT INC. Owner SAME
 Address 101 E.SOUTH ST.
 P. O. BOX 415
 C.S.Z. ROCKFORD, OH. 45882

License Plate # TQR 6162 Previous Test Dates
 Owners Unit # 202 V 8/23
 Serial # G5-15040 I 8/20
 D.O.T. Spec # DOT 406 AL P 8/20
 Original Test Date 9/15 K 8/23
 Design or MAWP 3.3 K-EPA 27 8/23
 Test Location (C.S) GROVE CITY, OH. Number of Compartments 4
 Trlr. Vin # (If Applicable) 1PMA24421G5015040
 Compartment Size: 1- 3500 2- 1200 3- 2000 4- 2800
 Year Tank Mfg. 2015 Mfg. Name POLAR TRAILER Gallons 9500
 Minimum Thickness Of Cargo Tank Shell .173 Heads .220
 Is Tank Lined? NO Insulated? NO
 Is the unit used for transport of any material other than petroleum based products? NO

External Visual Inspection 180.407 (d)

	Faulty	Okay
1.) External Inspection Of Tank Shell And Heads:		
A) Corroded or Abraded Areas (Rust)		X
B) Dents or Punctures		X
C) Distortion or Defects In Welds		X
D) Thickness Testing Needed		X
E) Tank Has Imaging Decals (Wrap)		NO
Internal Visual In Accordance To 180.407 (c)		NO
2.) External Inspection Of Piping, Valves, Gaskets:		
A) Corroded Areas		X
B) Defects in Welds, Signs of Leakage		X
C) Condition of delivery, vapor hoses		X

	Faulty	Okay
3) External Inspection Of Manholes:		
A) Devices for tightening manhole covers operative		X
B) Evidence of leakage		X
C) Inspect and pressure test fill lids, normal vents		X
4) External Inspection Of Emergency Valves And Devices		
A) Emergency valves free from corrosion, erosion, distortion, or external damage that would prevent safe operation		X
B) Remote trip control in operation / activate		X
C) Leakage test seating disc in emergency valve		X
D) Self closing stop valves in operation - function		X
5) <u>Missing</u> bolts, nuts, and fusible links must be replaced and loose nuts - bolts tightened		X
6) All Required Marking On Tank Legible		
A) DOT spec. plate accessible / legible		X
B) Flammable placards legible (all 4-sides)	X	
7) External Inspection Of All Major Appurtenances		
A) Fifth wheel plate, pins, bolts		X
B) Suspension, springs, hangers, etc.		X
C) Frame, cross members, gussets, etc.		X
8) Inspect all re-closing pressure relief valves		X
9) Lights, reflectors, wiring in good working order		X
10) Brakes in good working order		X
11) Air hoses above axles, chambers, chafed, or rotted		X
12) Air system have any leaks		X
13) Tank mounting bolts, boards, attachments in proper working order		X
14) Leakage test entire pump system(s)		NA

Leakage Test 180.407 (h) Pneumatic

Each cargo tank with all valves and accessories in place or operative must be tested at not less than 80% of the tank design pressure or maximum allowable working pressure (MAWP) whichever is marked on the certification plate.

Compt.	#1	#2	#3	#4	#5	#6
Start Time	8:30	8:45	9:00	9:15		
Pressure	2.6	2.6	2.6	2.6		
Final Time	8:35	8:50	9:05	9:20		

Alternate EPA / Pressure Vacuum Test Method 27 / 40CFR63.425

Pressure Test = 18"						Time 10:00 AM
Test	1 Minute	2 Minutes	3 Minutes	4 Minutes	5 Minutes	Average
1	17.9	17.8	17.8	17.7	17.6	
2	18.0	18.0	17.9	17.8	17.8	17.7

Vacuum Test -6.0"						Time 10:20 AM
Test	1 Minute	2 Minutes	3 Minutes	4 Minutes	5 Minutes	Average
1	-5.9	-5.9	-5.8	-5.7	-5.7	
2	-6.0	-6.0	-5.9	-5.9	-5.8	-5.75

Vapor Vent Test/Vapor Rail Pressure Test						Time 10:40 AM
Test 1	1 Minute	2 Minutes	3 Minutes	4 Minutes	5 Minutes	
	0	0	0	0	.1	

Location of Defects Found and Method of Repair:

- 1.) (6B) Replaced all faded placards!
- 2.) Replaced missing button on EBW valve on vapor tube!
- 3.)
- 4.)




Attach Supplemental Sheets For Information Or Supporting Test Papers

Cargo Tank Meets The Requirements Of The DOT Specification

Identified On This Report Yes X No

Was The Tank Marked	"V"	YES	Month 08	Year 24
	"K"	YES	Month 08	Year 24
	"K EPA"	YES	Month 08	Year 24
	"I"	--	Month --	Year --

I certify that the above inspections were conducted in accordance with 180.407.

Owner Acknowledgment		Date	8/7/24
R/I. Manager's Acknowledgment		Date	8/7/24
Inspected By		Date	8/7/24

Print SCOTT YAUCH



Energy Transfer Partners
 Carrier Access & Compliance
 4041 Market Street
 Upper Chichester, PA 19014
 Em: TTDDataAdmin@EnergyTransfer.com
 Version 2.0 - Rev. 03/01/2024

TRAILER INSPECTION & WET TEST CERTIFICATION FORM

Carrier Name: SJA Transport Trailer #: 202
 Carrier Address: 101 E. South St, Rockford, Oh 45882 Serial/VIN: G5015040
 Load Type: Top _____ Bottom Trailer Type: LPG _____ Gas / Dist. Dist. Only _____
 Vapor Test: Has a valid Method27 Vapor Tightness Test been attached? YES NO _____

Trailer & Safety Maintenance

Certified Inspection Requirements - All Boxes Must Be Completed

1. Is the overflow protection system in working condition and have the overfill protection probes been set and tested to a minimum 60 gross gallons?
2. Has each compartment probe been tested to verify it activates the shutdown circuitry on this unit?
3. Has the grounding system been checked to ensure it is in working condition and has not been modified or rewired in any manner?
4. Has the grounding system been tampered with to allow a false reading to permit loading?
5. Are all gauge rods and compartment protrusions grounded with secure bonding wires?
6. Has a brake interlock system been installed on the loading header and vapor recovery hose?

	YES	NO
1.	✓	
2.	✓	
3.	✓	
4.		✓
5.	✓	
6.	✓	

Trailer Wet Test Verification

This document certifies that this trailer testing has been completed and has passed the wet test requirement for overfill protection probes. This certifies that the entire operation of the truck overfill prevention system is wired correctly and that the entire system is working correctly. The trailer noted meets the requirements for the overfill probes to be set where the maximum safe fill is at least sixty (60) gallons less than the manufacturers specified compartment capacity.

The carrier certifies that all DOT inspections, stickers, decals and DOT 396/17 data is current for this trailer. An emergency response guidebook is on board and the vehicle has compartment capacity / strapping charts that are current and available upon request.

Max Compartment Capacities

EXAMPLE Max Compartment Capacity Probe Outage (60 Gal min.) Carrier Outage * Maximum Preset	<table border="1" style="width: 100%; border-collapse: collapse;"> <tr><td style="text-align: center;">3140</td></tr> <tr><td style="text-align: center;">60</td></tr> <tr><td style="text-align: center;">80</td></tr> <tr><td style="text-align: center;">3000</td></tr> </table>	3140	60	80	3000	<table border="1" style="width: 100%; border-collapse: collapse;"> <thead> <tr> <th>Comp #1</th> <th>Comp #2</th> <th>Comp #3</th> <th>Comp #4</th> <th>Comp #5</th> <th>Comp #6</th> </tr> </thead> <tbody> <tr> <td style="text-align: center;">3644</td> <td style="text-align: center;">1276</td> <td style="text-align: center;">2081</td> <td style="text-align: center;">2887</td> <td></td> <td></td> </tr> <tr> <td style="text-align: center;">67</td> <td style="text-align: center;">61</td> <td style="text-align: center;">60</td> <td style="text-align: center;">63</td> <td></td> <td></td> </tr> <tr> <td style="text-align: center;">77</td> <td style="text-align: center;">15</td> <td style="text-align: center;">21</td> <td style="text-align: center;">24</td> <td></td> <td></td> </tr> <tr> <td style="text-align: center;">3500</td> <td style="text-align: center;">1200</td> <td style="text-align: center;">2000</td> <td style="text-align: center;">2800</td> <td></td> <td></td> </tr> </tbody> </table>	Comp #1	Comp #2	Comp #3	Comp #4	Comp #5	Comp #6	3644	1276	2081	2887			67	61	60	63			77	15	21	24			3500	1200	2000	2800		
3140																																				
60																																				
80																																				
3000																																				
Comp #1	Comp #2	Comp #3	Comp #4	Comp #5	Comp #6																															
3644	1276	2081	2887																																	
67	61	60	63																																	
77	15	21	24																																	
3500	1200	2000	2800																																	

* The distance between the overfill probe and the product that prevents the rack shutdown system from being activated.

My signature below certifies that as a representative of the above carrier, all information obtained and written on this document is certified and true.

Signature:

Date: 8-7-24

Print Name: Stacey Williamson



CITGO Petroleum Corporation
TERMINALS AND PIPELINES

Carrier Equipment Inspection Form	TPL-OPS-002-C
Effective Date: June 15, 2020	Rev. 0

Carrier Name: SJA Transport Trailer Unit #: 202
 Trailer Make Polar Year 15 DOT Type 406 Serial Number 65015040
 Retain Sensors Installed Yes No

*API RP 1004 has an overflow probe
 located below the tank. This is not
 the same as the overflow probe.*

Front Compartments Rear

	Example
1 Max Compartment Capacity	3140
2 Probe Outage (60 gal min)	60
3 *Carrier Outage	80
4 Maximum Preset	3000

Subtract Lines 2&3 from Line 1

#1	#2	#3	#4	#5	#6
3644	1276	2081	2887		
67	61	60	63		
77	15	21	24		
3500	1200	2000	2800		

All Sections must be completed

*Carrier outage is the distance between the overflow probe and the product that prevents setting off the rack shutdown system (domeouts). This option is at the discretion of the carrier and varies on the tank strapping charts and the level outage selected.

Certified Inspection Requirements

All Boxes Must Be Completed

YES

- | | | |
|---|--|-------------------------------------|
| 1 | Has the overflow protection probe been set & tested to a minimum of 60 gross gallons below the maximum compartment capacity? | <input checked="" type="checkbox"/> |
| 2 | Is the overflow protection system in working condition? | <input checked="" type="checkbox"/> |
| 3 | Has each compartments probe been tested with liquid to verify that it activates the shutdown circuitry? | <input checked="" type="checkbox"/> |
| 4 | Has the grounding system been checked and is in proper operating condition? | <input checked="" type="checkbox"/> |
| 5 | Has the grounding system been checked to ensure that has not been modified or rewired in any manner that would allow it to provide a false reading to allow loading? | <input checked="" type="checkbox"/> |
| 6 | Are all gauge rods and any other compartment protrusions properly grounded with secure bonding wires? | <input checked="" type="checkbox"/> |
| 7 | Is a functional brake interlock system installed on the loading header and vapor recovery hose? | <input checked="" type="checkbox"/> |

Stacey Williams
Name (Print)

CH Bradshaw
Inspection Company

8-7-24
Date (MM/DD/YY)

Name (Sign)

Inspector's DOT reg. #

Carrier Verification Requirements

YES


- | | | |
|---|---|-------------------------------------|
| 1 | Is an MC306, DOT406 or other specification plate installed? | <input checked="" type="checkbox"/> |
| 2 | Is proper placarding installed for the product(s) that are hauled? | <input checked="" type="checkbox"/> |
| 3 | Is the state DOT inspection or DOT 396/17 data current? | <input checked="" type="checkbox"/> |
| 4 | Are pressure, leakage and visual decals current? | <input checked="" type="checkbox"/> |
| 5 | Is emergency response information (including guidebook) on board? | <input checked="" type="checkbox"/> |
| 6 | Is each tank/trailer marked with appropriate unit numbers? | <input checked="" type="checkbox"/> |
| 7 | Are compartment capacity charts current and available upon request? | <input checked="" type="checkbox"/> |
| 8 | Is each compartment loading headers matching with maximum presets recorded above? | <input checked="" type="checkbox"/> |

As representative of this company, I certify that all information on this document is certified and true.

Robert Belva ROBERT BELVA
Name (Print & Sign) Title

8-7-24
Date (MM/DD/YY)

TPL-OPS-002-C



Buckeye Terminals, LLC

Buckeye Annual & Post Incident Trailer Inspection Form

This form must be completed each year or following a lock out on each trailer and provided to each facility utilized by this equipment. This form shall accompany the federally required annual pressure-vacuum test or Distillate Only Loading Certification and as such any equipment without either shall be automatically locked out from the loading system if no renewal is provided on or before the anniversary date.

Carrier Name: SJA Transportation

Trailer #: 202

Certification Date: 8-7-24

Trailer Serial # 65019040

Calculate Working Volume (Max volume minus - 60 gallons ullage) for each compartment below.

		#1	#2	#3	#4	#5	
Max Capacity	Front	3644	1276	2081	2887		Rear
		-60	-60	-60	-60	-60	
Working Capacity	Front	3500	1200	2000	2800		Rear

Certified Inspection Company Verification Requirements

Wet Test Certification

The Overfill Protection Probe system has been inspected and is in operating condition. The process should test the probe of each compartment with a liquid to verify it activates the shutdown circuitry.

Ullage Certification

Overfill Protection Probes are at such a height to allow for 60 gallons of ullage prior to reaching the compartments maximum volume.

Grounding System Certification


The Grounding system has been checked and is in proper working condition, AND has not been modified in any way to provide a false reading allowing the trailer to be loaded.

Brake Interlock Certification

A brake interlock system is installed and functional on the loading header and the vapor recovery hose connection.

MC 306 / DOT 406 Certification

The unit has passed the inspection and is released for return to service.


Sig. of Inspector / Inspector's DOT Reg. #

OH Bradshaw
Inspection Company Name

8-7-24
Date